



New features available with iPadOS 26

Design

New Design

Liquid Glass

Combining the optical qualities of glass with a sense of fluidity, Liquid Glass forms the foundation of the new design. It reflects and refracts what's underneath it in real time, while dynamically transforming to help bring greater focus to your content. It makes what you do on iPhone, iPad, Mac and Apple Watch even more delightful, from the Lock Screen and Control Centre, to app icons, controls and navigation.

Dynamic tools & navigation

Liquid Glass toolbars and navigation across apps like Mail, Notes, Messages and more bring more focus to your content, and fluidly morph as you need access to more tools or move through different views of your app.

In-place alerts

Alerts now expand from the button that initiates them making a deletion, confirmation, phone call or action quicker and easier to reach than ever.

Easier access to search

Search is easier to access in the top right of apps like Mail, Notes and Reminders.

Updated controls

Buttons, sliders, switches and other controls you use every day come alive with Liquid Glass as you interact with them bringing joy and delight to even the simplest of interactions.

Liquid Glass Sidebars

Liquid Glass sidebars across apps like Safari, Apple Music, Podcasts and more bring more focus to your content, and make your experience in apps feel more immersive than ever.

Expanded context menus

When editing or formatting text, the edit menu can be expanded into a vertical context menu to make finding the commands you need even easier.

Liquid Glass magnifier loupe

Move your text cursor with precision using a new, more fluid Liquid Glass magnifier loupe.

Home Screen

Redesigned app icons

Crafted out of multiple layers of Liquid Glass, app icons get a fresh new look in light, dark and tinted looks.

Clear icons & widgets

Customise your app icons with a new, all-clear glass look. Choose to have the glass take on a light or dark appearance, or switch between the two automatically based on whether Dark Mode is turned on or off.

Light-tinted icons & widgets

Personalise your app icons and widgets with a lighter, coloured tint. Choose a light tint to apply colours to icon and widget backgrounds, or a dark tint to apply colours to the glyphs and content against darker backgrounds. Or choose to switch between light- and dark-coloured tints automatically based on whether Dark Mode is turned on or off.

Lock Screen	<p>Adaptive Time The time dynamically adapts to your photo wallpaper and notifications, keeping your subject in view.</p> <p>Spatial scenes¹ When you move your iPhone, your photo comes to life with a new 3D effect. With advanced computer vision techniques running on the Neural Engine, a spatial scene is generated from your 2D photos. Even photos taken years ago or shot on another camera altogether can become spatial scenes.</p>	<p>Animated album art When you tap album art from a music app like Apple Music, you'll see immersive, animated album artwork that interacts beautifully with the glass of the playback controls.</p>
Camera	<p>Refreshed mode wheel The mode wheel elevates the two capture modes you use most — Photo and Video. Simply swipe up or down to change to additional modes.</p> <p>Improved panorama photos Capture panoramic photos faster, with less motion blur, by quickly panning iPad across a scene.</p> <p>Use AirPods as a Camera remote Snap a photo or start recording video in Camera just by pressing the stem on AirPods and AirPods Pro with an H2 chip.</p>	<p>Lens cleaning hint² Camera will detect if the lens is smudged and display a message recommending cleaning it for the clearest possible photo.</p> <p>Record studio-quality audio with AirPods Record high-definition audio recordings with studio quality, using AirPods and AirPods Pro with an H2 chip as a microphone.</p>
FaceTime	<p>Reimagined landing page Celebrate the people who matter most to you with an all-new reimagined FaceTime landing page. The sleek, tiled design features beautiful and personalised Contact Posters of your recent callers. Video messages play as you scroll too, letting you preview special moments you may have missed.</p> <p>Unknown Callers list Stay in control of who can reach you by opting in to the Unknown Callers filter. Screened calls from unknown numbers are placed in a new area of your call list and out of your way. Once you mark an unknown number as known, they can call or text you across Phone, FaceTime and Messages.</p>	<p>More button Tap the new More button to quickly access delightful experiences and useful features on your FaceTime calls, like SharePlay, screen sharing and Live Translation.</p>

Photos	<p>Customise the Collections view In addition to customising the order of Collections and the items that appear in Pinned Collections, you can now adjust the size — choose from larger tiles, a denser layout or an option that emphasises the top row.</p> <p>View event details right in Photos View details of events, like concerts, sports and more, right in the Info panel in Photos, then listen to top songs from the artist or their tour, see the final score or browse upcoming events.</p> <p>Relevant video thumbnails in search results Search results for a video display the matching frame so you can quickly find the video you're looking for.</p>	<p>Enjoy your photos as spatial scenes View photos as an engaging spatial scene, which comes to life with breathtaking depth as you move iPhone in your hand.</p> <p>Hide the sidebar Choose to hide the sidebar when you want to let your photos fill the screen.</p> <p>New Photos Widget options View spatial scenes, or show photos in full colour on the Home Screen.</p>
Safari	<p>Liquid Glass toolbar The new rounded tab design floats gracefully in the tab bar while web page content flows underneath the toolbar while you browse.</p> <p>Expanded privacy protections Advanced Fingerprinting Protection, which was previously limited to Private Browsing, now protects all browsing in Safari. It obscures browser and device data that can be used to create a digital fingerprint of users.</p> <p>Safari Web Extension Packager Web extension developers can now package their web extension without using a Mac or Xcode. Simply upload a ZIP file with your extension to App Store Connect to have it converted and packaged up for testing and publishing to the App Store.</p>	<p>Refreshed sidebar The refreshed sidebar includes new sections to help you more easily find your saved content, like iCloud Tabs and Recently Saved.</p> <p>Add to Home Screen update Add to Home Screen now gives users the option to open any page as a web app.</p>
TV app	<p>New design Movies and shows are now displayed as cinematic posters, showing you more at a glance.</p>	

Key Features

Windowing

Fluid app resizing

Drag from the bottom corners to fluidly resize apps into windows when you want to use them alongside other apps.

Persistent size & placement

Open apps in the exact same size and position you previously opened them in from the Dock or Home Screen.

Peek at the Home Screen

When working with windowed apps, swipe home to move them off the screen temporarily to peek at your Home Screen.

Window controls

Placed in a familiar top-left position, new controls make it easy to close windows, minimise them into their app icon, take them full screen or even tile them.

Flick to tile

Flick your windows towards the left or right edges to instantly split your screen between two windows.

Flick to minimise

Flick your windows down to instantly minimise them into their app icon.

App Exposé

See all the open windows of just one specific app by tapping and holding on its app icon and tapping Show All Windows. Or tap on an app icon while using Exposé to filter down to just the windows from that app.

Open in new window

Open files from the Files app, Mail or Messages in apps like Pages, Numbers and Keynote, and they'll open in their own window.

Precise window positioning

Place windows exactly where you want them — even off to the side of the screen when you need to make room for other windows.

More windows

See more of your open apps on iPad at one time than ever before.

Minimise all

When working with windowed apps, swipe home twice to minimise all your open windows when you want to start fresh.

Window tiling

Use the new window controls to tile windows to the left, right, top or bottom. You can even split your display into thirds or quarters to work across even more apps at once.

Flick to full screen

Flick your windows to the top edge to take them full screen.



Exposé

Swipe up from the bottom and hold or swipe up with three fingers on a trackpad, to get a bird's-eye view and see all your open windows at a glance to find the one you need.

Stage Manager

Turn on Stage Manager to group and organise your windows into multiple stages, while still taking advantage of the updated windowing system's powerful features — including fluid window resizing, precise window placement, intuitive window controls, tiling, flick gestures and Exposé.

Menu Bar	<p>Easy feature access Easily access all your app's commands with the menu bar — just swipe down from the top edge of iPad, or move your cursor to the top when using a trackpad.</p>	<p>Search Use search to quickly find a specific command. You can also use search in the menu bar to quickly find related tips for the app you're in when you need some help.</p>
Dock	<p>More apps in the Dock Add even more apps to your Dock for easy access from anywhere.</p>	<p>Folders in the Dock Access files and folders from anywhere with folders in the Dock. Simply drag a folder from the Files app into your Dock to add it. You can then add a file to a folder by simply dragging it into the folder in your Dock, and a tap expands the folder to see all the files inside.</p>
Files	<p>Updated List view See more of your files and their details with resizable columns and collapsible folders.</p> <p>Open With Choose which app you want to use to open a file with by tapping and holding on it, and tapping Open With. Or, if you want to set the default app for a file or file type, open the Get Info panel to choose a new default.</p>	<p>Customisable folder icons Add custom icons and emoji to your folders, and choose a specific colour for them to make them easier to identify from a glance as they sync across iOS, iPadOS and macOS.</p>
Audio / Video Recording	<p>Input Picker Easily specify which microphone to use from Control Centre — even different choices for different apps.</p> <p>Local capture From Control Centre, record high-quality audio and video from your own device while on a video call to produce content easily.</p>	<p>Voice Isolation Activate in Control Centre to keep voices clear and crisp in any app.</p>
Background Tasks	<p>File Transfers Keep track of file transfers, copies or file exports.</p>	<p>Downloads Monitor downloads from Safari from anywhere.</p>
Cursor	<p>Precise Cursor Navigate iPad, select text and drag content with a more precise and responsive cursor when connected to a Magic Keyboard, Bluetooth mouse or trackpad.</p>	<p>Shake to find Jiggle your cursor to temporarily enlarge it to make it easier to find.</p>

Preview	<p>Browse PDFs and images Access all your PDFs and images right from Preview.</p> <p>PDF AutoFill Use PDF AutoFill to quickly fill out PDF forms with your contact information and details.</p> <p>Export Export PDFs and images as different file types or in different sizes.</p> <p>Create a new image Create an empty page, and use Apple Pencil to draw or write on it.</p>	<p>PDF editing Mark up your PDFs with Apple Pencil, resize them or even rotate them.</p> <p>Scan documents Use the camera on iPad to quickly scan a document as a PDF. You can scan multiple pages at once, and instantly mark it up with Apple Pencil, sign it and share it.</p> <p>Create from clipboard Copy an image or objects in apps like Keynote, and instantly create a new image with them in Preview.</p> <p>Image editing Crop, flip, rotate and resize images, or select a specific part of your image to copy.</p>
Journal	<p>Journal The journal app on iPad includes all the features people love on iPhone, letting you capture the moments of your life using photos, videos, audio recordings, places and more — while being designed from the ground up for iPad.</p> <p>Journalling Suggestions Suggestions for journalling, created on your iPhone, sync securely to iPad — so you can remember your daily experiences and add them to your journal at any time.</p> <p>Multiple Journals Keep your entries organised by creating multiple journals for different aspects of your life, and add a custom name and icon for each.</p> <p>Insights The updated insights view shows a highlighted photo for each month on the calendar.</p>	<p>Apple Pencil support Get creative and illustrate your thoughts with lettering, sketches and doodles using Apple Pencil on iPad. And make your journal even more personal with entries in your own handwriting, enhanced with SmartScript to appear smoother, straighter and more legible.</p> <p>More Flexible Layout Customise the layout of your journal entries by adding photos, videos, drawings and other attachments seamlessly within the text you write.</p> <p>Map View A beautiful map view shows entries based on their location so you can see entries written at a specific place or find entries you made nearby.</p>
Live Translation	<p>Automatically translate Messages³  Automatically translate incoming texts, including group messages. Type your response in your preferred language, and it will be delivered to your friend in both the original and translated language.</p>	<p>Translated captions in FaceTime⁴  Follow along with translated captions that appear fluidly on your screen, while you can continue to hear your friend or family member's voice.</p>

Audio translation in Phone⁴

Translate a phone call you make or receive, using the More menu during a call. You can automatically hear the call recipient's words translated and spoken out loud in real time. You can also follow along with a transcription on your screen when you take a call on speaker.

Genmoji⁵

Combine emoji to make new Genmoji

Now, in addition to turning a text description into a Genmoji, you can mix together emoji to create something new. Like a sloth emoji and a lightbulb emoji for that moment when you're the last one in the group chat to get the joke. You can even combine emoji and Genmoji with text descriptions, so if you're inviting your friends over for karaoke night, you can mix a woman emoji with a microphone emoji and add a "sequinned jacket".

Modify personal attributes

Change things like hairstyle and facial hair for the Genmoji that are inspired by people from your Photos library.

Add expressions

Select the perfect expression for your Genmoji of people, so you can make characters look happy, shocked and so much more.

Image Playground

Add expressions⁵

Select the perfect expression for your images of people, so you can make characters look happy, shocked and so much more.

More styles with ChatGPT⁶

You can now make images using ChatGPT. In addition to existing styles like Animation or Sketch, you now have new styles with ChatGPT, like Watercolour and Oil Painting. And for moments when you want even more control over your images, tap Any Style to describe the image and style you want. Image Playground sends your description or photos to ChatGPT and gets you a unique image without jumping between apps. You're always in control, and nothing is shared with ChatGPT without your permission.

Genmoji in Image Playground⁵

Now you can create Genmoji right in Image Playground by selecting Genmoji as a style.

Modify personal attributes⁵

Change things like hairstyle and facial hair for the images you make based on people from your Photos library.

Integration with Messages Backgrounds⁵

Create images for your Messages Backgrounds using Image Playground.

Shortcuts

Intelligent actions⁷

Intelligent actions in Shortcuts can summarise text, create images or tap directly into Apple Intelligence models to provide responses that feed into your shortcut.

Intelligent actions:

Image Playground⁵

Create a collage of images from a list of bullet points all at once to quickly storyboard an idea.

Intelligent actions: Writing Tools⁷

Summarise the key points from an entire folder of documents or your to-do list for the day in Reminders every morning.

Intelligent actions: Use Model⁷

An incredibly powerful new action taps directly into Apple Intelligence models and provides responses that feed into the rest of your shortcut. Create powerful shortcuts that compare an audio transcription to typed notes, organise documents by their contents, extract information from a PDF, add key details to a spreadsheet and more.

Phone

Phone app on iPad

Enjoy the Phone app from iPhone, now on iPad. It's all made possible thanks to Continuity, which lets you relay cellular calls through your nearby iPhone.

Familiar features from iPhone

The Phone app on iPad includes the familiar features from iPhone, including our latest updates like Hold Assist, Call Screening and Live Translation. Conveniently access your synced content from iPhone too — like Favourites, Recents and Voicemails — directly on your iPad.

Unified layout

A unified layout brings together your Favourites, Recents and Voicemails — so your most-used features are right at your fingertips without having to switch views.

Voicemail summaries⁸

Apple Intelligence powers new voicemail summaries that appear inline with your missed calls, so you can instantly see who reached out and what they said.

Contact Posters

Incoming calls on iPad feature stunning Contact Posters of your friends and family, which look beautiful on the bigger screen.

Hold Assist⁹

Keep your spot in line while you wait for a live agent using Hold Assist. Now when you call a business, the Phone app on iPad can stay connected on the line while you wait, so you can continue working on your iPad. Don't worry, once a live agent becomes available, the Phone app rings you to return to the call and lets the agent know that you'll be there shortly.

Call Screening¹⁰

Screen incoming calls from unknown numbers. Your phone will pick up the call for you and ask for a name and reason for the call before the phone even rings.

Unknown Callers list


Filter calls from unknown numbers in a new area of your call list. You can mark an unknown number to have future calls from that number appear in your call list and allow them to call or text you across Phone, FaceTime and Messages.

Live Reply¹⁰

Respond to a contact from the incoming call screen. Your response is spoken to the caller and they can provide additional information.

Messages

Backgrounds⁵

Make your conversations feel more personal with Backgrounds for everyone in the conversation to enjoy. Select from dynamic built-in options like water or aurora, choose any of your own photos or create one with  Image Playground.

Polls⁷

Send polls to friends and family over iMessage to find out everyone's availability or preference for dinner. Apple Intelligence can even detect when a poll might come in handy and suggest one. Polls display votes as they come in live.

Text selection

Select portions of a text in a single bubble to copy and share elsewhere.

Typing indicators in groups

Know exactly who is about to chime in with typing indicators in groups.

On-device spam protection

On-device spam detection filters out spam from your conversations list. With a model that updates and incorporates user feedback, it offers the latest protection against unwanted messages.

Text Filters¹²

Further organise messages from unknown senders by opting in to sorting messages into Promotions (offers, marketing, subscriptions) and Transactions (receipts, bills, confirmations) so you can quickly find important information.

Redesigned conversation details

Easily navigate everything that's been shared in a conversation with distinct sections for contact info, photos, links, location and more.

Improved search⁷

Search with more natural language, like "photos of mom during our June trip to the beach". Search will also show results based on related terms to what you typed, like texts about the beach or ocean when you type "sand".

Photo Previews

Smaller size previews of the photo will be shared first when network connection is limited, automatically followed by the full-resolution image.

Add contact button in groups

Easily add new contacts in groups with the Add Contact button right in the conversation next to the unknown number.

Screen unknown senders¹¹

Opt in to stay in control of who can reach you. Screened messages from unknown numbers are placed in a new area of your conversation list and out of your way. Once you approve a screened number, they can call or text you across Phone, FaceTime and Messages.

Allow Notifications

Select with type of messages — Verification Codes, Personal, Transactions or Promotions — from unknown senders you want to be notified for. Messages in the selected categories will show notifications and appear in the main conversation list for 8 hours.

Draft Filter

Find your unfinished messages all in one place. Drafts are organised by conversation, and can be quickly reopened for easy editing and sending.

Block a contact from Conversation Details

Block a contact right from Messages by going to the Conversation Details view.

Gaming**Game Overlay**

With a simple click, adjust settings, connect with friends and check out the latest updates from the Games app, all without leaving your game. You're always just a tap away from what you need mid-game.

MetalFX Frame Interpolation and Denoising

Your games will look smoother with MetalFX Frame Interpolation, which game developers can use to deliver higher and more stable frame rates. And MetalFX Denoising enables incredible realism by improving the quality of ray-traced and path-traced effects.

Easier pairing¹³

You can now pair your DualSense controller with your iPad automatically by connecting it over USB-C connection. And now, you can also pair multiple Apple devices to your DualSense or DualSense Edge controller and easily switch between them directly using the controller or Bluetooth settings.

Apple Games**Gaming Hub**

Explore what's new across all your games — including the latest in-game events, major updates and games your friends are playing, so you never miss a moment.

Challenges

Play and compete with friends in challenges, track scores in real time, crown a winner and have a rematch. See what they're playing and jump into games together.

Game Library

Access your entire game library, including new and past downloads from the App Store and Apple Arcade, and launch when you're ready to play.

Apple Arcade

Access over 200 award-winning games with no ads or in-app purchases. Subscribers can stay up to date on the latest releases and events, track achievements, compare scores and play with friends.

Personalised Recommendations

Get recommendations of new games tailored just for you, based on the games you love to play.

Controller support

Connect a controller to navigate, browse for games and seamlessly move from one game to another.

Music**AutoMix**

Like a DJ, AutoMix seamlessly transitions from one song into the next, using time stretching and beat matching to deliver an even more seamless listening experience.

Lyrics Translation and Pronunciation¹⁴

Understand the lyrics and sing along in different languages, right from the Now Playing view in Apple Music.

Music Pins

Elevate your most-loved music to the top of your library for easy access.

Enhanced Replay Insights

Check out your month-by-month and year-end stats easily in-app.

Even More

Accessibility

Accessibility Nutrition Labels

Learn about accessibility features for apps and games in the App Store with Accessibility Nutrition Labels. Features appear on the product page and include VoiceOver, Voice Control, Larger Text, Sufficient Contrast, Reduced Motion, captions and more.

Braille Access¹⁶

A powerful new way for Braille users with connected displays to interact with their Apple devices. With Braille Access, users can quickly take notes, read documents, access Live Captions, launch apps and perform various other tasks effortlessly.

Share Accessibility Settings

A brand-new way for users to quickly and temporarily share their accessibility settings with another iPhone or iPad. Share Accessibility Settings is a great option if you need to use a shared iPad such as a public kiosk at a cafe. It also makes it easy to look at something on a friend's device.

More Background Sounds options

Personalise your listening experience to minimise distractions, increase sense of focus and help you cope with symptoms related to tinnitus. Background Sounds is easier to use with new equaliser settings, the option to stop automatically after a period of time and new actions for automations in Shortcuts.

Head Tracking

Users with limited mobility can navigate iPhone using head movements more easily and perform actions like tapping or taking a screenshot using different facial expressions.

TV app optimised for Assistive Access

A new streamlined media player for watching movies and shows in Assistive Access.

Accessibility Reader¹⁵

A new, system-wide reading mode is designed to make text easier to read for users who are blind, have low vision or have other disabilities affecting reading. Use the Accessibility Shortcut or Control Centre to launch Accessibility Reader from any app to view text in a custom format or have it read aloud.

Customise Vehicle Motion Cues

Animated dots, which can help reduce motion sickness, now have visual customisation, including size, colour, density and pattern.

Name Recognition

Sound Recognition can now be trained to recognise names to notify users who are deaf or hard of hearing if their name is being called.

Mobility improvements for typing

Typing using Eye Tracking and Switch Control will be easier and more accurate with a separate dwell timer for keyboard keys and fewer steps when typing with switches.

AirPlay

AirPlay Enhancements

Now when you use AirPlay to play audio to HomePod, everyone in the home can use their iPhone to see what's playing, control the music or modify which HomePod speakers are playing.

Calculator	<p>Graph in three dimensions By writing an equation starting with $z=$, you can now graph in three-dimensions in Math Notes.</p> <p>Arabic Calculator New design supporting both Western Arabic and Arabic-Indic numerals, with a right-to-left layout for Arabic users</p>	<p>Change range of a graph Dynamically adjust the range of each axis of your graph.</p>
Clock	<p>Custom Snooze Change the amount of time you can snooze an alarm, from 1 minute to 15 minutes.</p>	<p>Larger snooze button Easily tap the larger snooze button when your alarm goes off.</p>
Focus	<p>SIM-Based Focus Mode New Focus filter option based on SIM line for dual sim users, allowing users to independently limit a SIM during any focus mode.</p>	
Freeform	<p>Handwriting Upgrades Create traditional calligraphy with the reed pen, and auto-refine or spell-check handwriting.</p> <p>Recently Added Add scenes to jump to regions of the board, send a copy of your board to others and more.</p>	<p>Updates to Image Playground Create better images from your drawings, use new styles from ChatGPT and more.</p>
Home	<p>Adaptive Temperature¹⁸ Set your thermostat to automatically adjust when you're at home, when you leave your house or when you're away for an extended period of time.</p>	
Keyboard	<p>Arabic Multiscript Keyboard Type in a mix of Arabic and English in a single sentence. The keyboard automatically detects the language you're typing in and selects the most likely word from Arabic or English.</p>	<p>Arabic Transliteration keyboard Support for Arabic transliteration Keyboard that lets you type words phonetically in English and converts them to Arabic.</p>

24-Key Thai Keyboard

New keyboard layout for typing Thai that has large, easy-to-tap keys and intelligently suggests words as you type.

Natural text selection for Right-to-left languages

Text selection in sentences using a mix of right-to-left languages, left-to-right languages is now visually contiguous across scripts.

Redesigned Māori keyboard layout

Dedicated key to easily type the [~] (macron) accent which denotes long vowels.

New Zealand keyboard layout

New layout includes access long vowels (ā ē ī ō ū) to make it convenient to type in both English and Māori.

Notes**Call transcripts**

Capture a FaceTime audio or phone conversation as text and audio, then view a summary of the call.

Markdown Export and Import

Save and download your notes as Markdown files, or import Markdown formatted files.

Podcasts**Enhance Dialogue**

Using real-time audio processing and machine learning, you can turn on Enhance Dialogue to hear speech more clearly over background sounds and save this setting per show.

More Custom Speed Settings

Find the perfect listening speed, with options from 0.5x to 3x, and save your preferred setting for each show.

Protecting Kids Online**Communication Requests**

Parents can now approve requests from their kids to communicate with new phone numbers — all from a single tap in messages.

Moving kids to Child Accounts

Parents can easily correct the age on their child's Apple Account if it's currently misconfigured, which will convert the account into a proper Child Account, allowing them to take advantage of all parental controls and restrictions.

Safety settings for teens

Teenagers between 13 and 17 years old will have safety settings like Communication Safety, app age ratings and web content filters turned on by default to help provide them with an age-appropriate experience.

Communication Safety

Shared Albums in Photos and live FaceTime calls will now detect and blur out nudity to further protect children's communications.

Age-appropriate experiences in apps

Parents can enable their kids to share their age range with third-party apps, allowing them to view content and access age-appropriate features when using the app.

App Store

App age ratings expand to include two new ratings and the updated product pages will provide additional details on the content and features that exist within an app. Parents can also grant an exception to allow their child to download an app that exceeds their age rating.

Reminders

Suggested Reminders⁷

With Apple Intelligence, Reminders can now review an email, website, note or other text on your device to find the most relevant tasks or grocery items from what you're looking at. Easily pull ingredients out of a recipe in Safari, or get key action items from meeting notes. Just share text or a page to the Reminders app to quickly get suggestions from context.

Quick Reminders

Quickly create reminders on your Home Screen or by typing them into your Spotlight search. It's a perfect tool to make a reminder on the go without interrupting your workflow.

Auto-categorise⁷

Automatically categorise your reminders into tidy sections within a list. With Apple Intelligence, reminders will group themselves into related topics like "work" or "errands" to make them more manageable.

Time Zone Support

Individual reminders can have a time zone selected for them. You can also select a time zone display setting for the app.

Reed Pen

Reed pen

Available in the tool palette, this new pen uses stroke angle presets to enable a calligraphy experience in apps like Notes, Freeform, Journal, when using Markup and in third-party apps using the PencilKit API.

Passwords

Password history

View a timeline of changes you've made to an account in Passwords, including a history of past passwords and generated strong passwords.

Verification Code AutoFill from Notifications

You can now autofill verification codes from notifications you receive from apps on your device.

Siri

Siri product knowledge: Device and context awareness⁷

When offering you product knowledge, Siri now takes your on-screen and on-device context into account, including information about your settings, model and software.

Follow up on ChatGPT responses with actions¹⁹

Siri can help you take action on responses from ChatGPT, so if you ask something like "What are some great songs for Karaoke?" you can follow up by saying "Play the third one".

Create files from ChatGPT¹⁹

You can now ask ChatGPT to generate a document based on the response to a prompt like "Make a spreadsheet". Then use the ShareSheet to save to Files or open in your preferred app.

AirPlay Enhancements with Siri

When you're using AirPlay to play Music on HomePod, you can now ask Siri to play to other HomePod speakers in your home.

Settings

Centralised Blocked List in Settings

Manage your blocked contacts for all of your communication apps in Settings.

Estimated Time to Charge

Now see how long it will take your phone to reach your desired charge after selecting charge limits.

New Battery UI

Learn even more about how your daily usage patterns and most frequently used apps consume battery with all new Battery UI designed to put all the information you need at your fingertips.

Writing Tools

Improved formatting support in

Writing Tools¹⁹

Compose with ChatGPT can preserve and output rich text and formatting like bold, links, headings, inline images, bullet points and tables.

*Coming in an update later this year.

- ¹ Supported on iPad Pro 11" (M4), iPad Pro 11" (3rd generation and later), iPad Pro 13" (M4), iPad Pro 12.9" (5th generation and later), iPad Air 11" (M3), iPad Air 11" (M2), iPad Air 11" (5th generation), iPad Air 13" (M3), iPad Air 13" (M2), iPad mini (A17 Pro) and iPad mini (6th generation)
- ² Supported on iPad Pro 11" (M4), iPad Pro 13" (M4), iPad Air 11" (M2), iPad Air 13" (M2) and iPad mini (A17 Pro), including both Wi-Fi and Wi-Fi + Cellular models
- ³ Live Translation in Messages is available in English (US, UK), French (France), German, Italian, Japanese, Korean, Portuguese (Brazil), Spanish (Spain) and Chinese (Simplified) on Apple Intelligence-enabled iPhone, iPad or Mac. For more details on Apple Intelligence feature and language availability and system requirements, see <https://support.apple.com/en-in/121115>
- ⁴ Live Translation in Phone and FaceTime is available for one-to-one calls in English (US, UK), French (France), German, Portuguese (Brazil) and Spanish (Spain) on Apple Intelligence-enabled iPhone, iPad or Mac. For more details on Apple Intelligence feature and language availability and system requirements, see <http://support.apple.com/en-in/121115>
- ⁵ Genmoji, Image Playground and Image Wand are available in English, French, German, Italian, Japanese, Portuguese (Brazil) and Spanish on Apple Intelligence-enabled iPhone, iPad or Mac. For more details on Apple Intelligence feature and language availability and system requirements, see support.apple.com/en-in/121115
- ⁶ Genmoji, Image Playground and Image Wand are available in English, French, German, Italian, Japanese, Portuguese (Brazil) and Spanish on Apple Intelligence-enabled iPhone, iPad or Mac. Integration with ChatGPT is available only in regions where ChatGPT app and service is available. Refer to OpenAI for ChatGPT availability. For more details on Apple Intelligence feature and language availability and system requirements, see support.apple.com/en-in/121115
- ⁷ Apple Intelligence is available in beta. Some features may not be available in all regions or languages. For feature and language availability and system requirements, see support.apple.com/en-in/121115
- ⁸ Voicemail summaries are available in English (Australia, Canada, India, Ireland, New Zealand, Singapore, South Africa, UK, US), French (Canada, France), German (Germany), Japanese (Japan), Korean (South Korea), Portuguese (Brazil) and Spanish (Mexico, Spain, US) when Apple Intelligence is enabled on a compatible iPhone, iPad or Mac. For more details on Apple Intelligence feature and language availability and system requirements, see support.apple.com/en-in/121115
- ⁹ Available in English (Australia, Canada, India, Singapore, UK, US), French (France), German (Germany), Japanese, Mandarin Chinese (China mainland), Portuguese (Brazil) and Spanish (Mexico, Spain, US).
- ¹⁰ Available in Cantonese (China mainland, Hong Kong, Macao), English, French (Canada, France), German (Germany), Japanese, Korean, Mandarin Chinese (China mainland, Macao, Taiwan), Portuguese (Brazil) and Spanish (Mexico, Puerto Rico, Spain, US).
- ¹¹ Screen unknown senders is on by default in China, India and Brazil.
- ¹² Available in Brazil, India and the US.
- ¹³ This feature will require an upcoming firmware release for DualSense controller.
- ¹⁴ Translation is available for selected songs in the following languages: English to Chinese (Simplified), English to Japanese, Korean to Chinese (Simplified), Korean to English, Korean to Japanese, and Spanish to English. Pronunciation is available for selected songs in the following scripts: Japanese to Romanised, Korean to Romanised, Korean to Katakana, Cantonese to Jyutping, Chinese (Simplified) to Pinyin, Chinese (Traditional) to Pinyin, Hindi to Romanised, and Punjabi to Romanised.
- ¹⁵ Supports Arabic (World), Bangla (India), Bhojpuri (India), Bulgarian, Cantonese (Hong Kong), Catalan, Croatian, Czech, Danish, Dutch (Belgium, Netherlands), English (Australia, India, Ireland, Scotland, South Africa, UK, US), Farsi, Finnish, French (Belgium, Canada, France), Galician, German, Greek, Hebrew, Hindi, Hungarian, Indonesian, Italian, Japanese, Kannada, Kazakh, Korean, Lithuanian, Malay, Mandarin (China mainland, Taiwan), Marathi, Norwegian, Polish, Portuguese (Brazil, Portugal), Romanian, Russian, Shanghainese (China mainland), Slovak, Slovenian, Spanish (Argentina, Chile, Colombia, Mexico, Spain), Swedish, Tamil, Telugu, Thai, Turkish, Ukrainian, Valencian and Vietnamese.
- ¹⁶ Braille Access requires a connected braille display. The Live Captions feature is available in Cantonese (China mainland, Hong Kong), English (Australia, India, Singapore, UK, US), French (Canada, France), German (Germany), Japanese, Korean, Mandarin Chinese (China mainland) and Spanish (Mexico, Spain, US).
- ¹⁸ Requires a home hub, such as Apple TV or HomePod and a compatible Matter thermostat. Users must be using the latest version of Apple Home and have location services enabled for Home app and Home Accessories.
- ¹⁹ Integration with ChatGPT is available on Apple Intelligence-enabled iPhone, iPad or Mac, only in regions where ChatGPT app and service is available. Refer to OpenAI for ChatGPT availability. For Apple Intelligence feature and language availability and system requirements, see support.apple.com/en-in/121115